

High Capacity Wire Crimp Test Fixture CW-5000N/CH-5000N

- Designed for wire crimp testing up to 5000N
- Suitable for ring terminals with inner diameter of 4mm to 12mm
- Reduces slippage and breakage of the covering due to shear stress



Wire Terminal Jig: CH-5000N






Wire Clamp Jig: CW-5000N



Testing Image

| | |
|-----------------|--|
| Standard | - JIS C2805:2010 [Crimp-type terminal lugs for copper conductors] (corresponding part only) |
|-----------------|--|


| Measuring Procedures | | |
|---|---|---|
| Attach the terminal to the fixing plate of CH-5000N with the screw. | Fix the plate on the holder. | Tighten the fixing bolt of CW-5000N to clamp the wire between the blocks. |
|  |  |  |

| Specifications | | |
|-----------------|--------------------------------------|-----------------------------------|
| Model | CH-5000N | CW-5000N |
| Capacity | 5000N | |
| Clamping Method | Screwing to fix on the plate | Screwing to clamp with the blocks |
| Sample Diameter | 4mm to 12mm (inner of ring terminal) | Up to 30mm (wire) |
| Dimensions | See [Dimensions] | |
| Weight | Approx. 315g *1 | Approx. 2415g |
| Mounting Screw | M10 | - |

*1 Weight of the attachment is also applied as a load on the force gauge. Consider it when selecting the capacity of a force gauge.

* Some hard samples made of hardened material or samples with slippery surface are not suitable to clamp with this product.

* Some special wires such as stranded wires may not be suitable to clamp with this product.

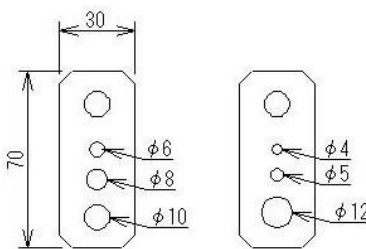




| Example of Product Configuration | |
|---|--|
| <p>Example 1 (*1) Code: 1C2007A</p> <p>Testing up to 5000N according to a part of JIS C2805:2010 Crimp-type terminal lugs for copper conductors</p> <p>Digital Force Gauge: ZTS-5000N Motorized Test Stand: MX2-5000N Optional Attachment: CH-5000N Optional Attachment: CW-5000N Optional Cable: CB-528</p> |  <p>Example 1 Image</p> |

* Refer to the specification of each product for details.

* Product configuration varies depending on the shape and characteristic of the sample, and measurement conditions.

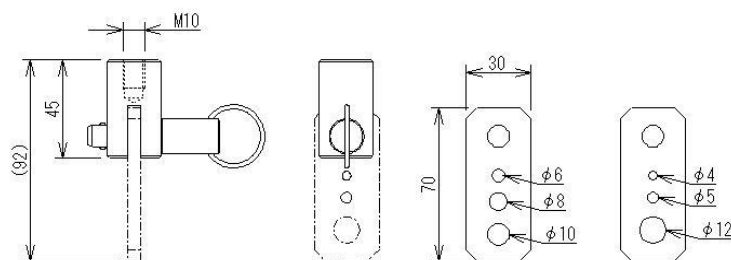
* The recommended capacity of force gauge varies depending on the expected force to be loaded.

*1 Optional cable activates force control function to apply certain force for a set period of time for conducting durability test.

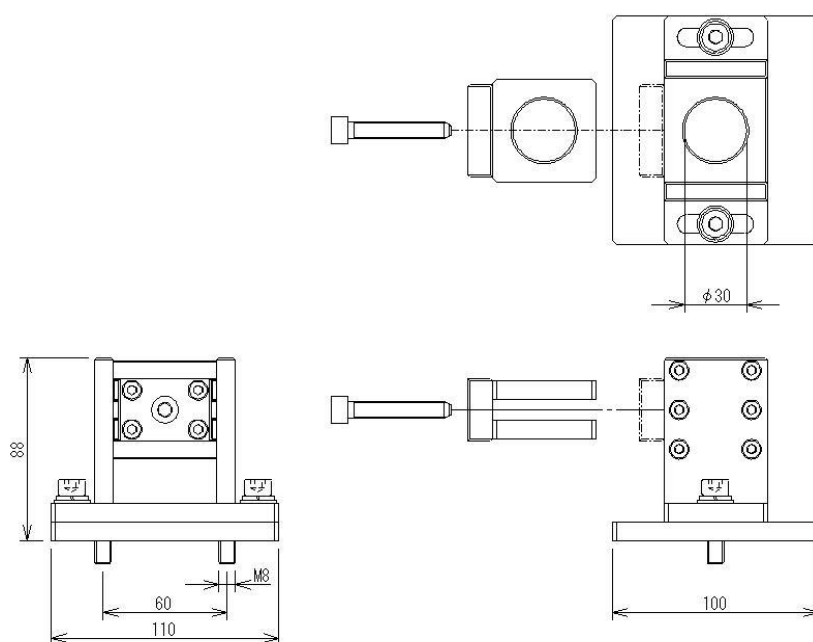
| Related Products | | |
|---|--|---|
| <p>Spare Fixing Plates CH5000-D10/CH-5000-D12</p> <p>Allows for efficient testing by preparing the next testing sample while conducting a test.</p> | <p>Knurled Cam Grip GP-30</p> <p>Ideal for clamping wires and cables.</p> | <p>Rotary Wire Terminal Fixture FW-12/PW-4</p> <p>Designed for easy sample setting by hooking through the slit or pin for crimp tests.</p> |
|  |  |  |
| <p>Automatic Crimp Tester ACT-1000N</p> <p>Automatic crimp tester with the capacity of 1000N, provided with software for PC data management and setting of testing conditions.</p> | <p>Test Stand for Crimp Test LH-500N</p> <p>Lever-operated test stand with attachments designed for easy tensile strength testing of crimped terminal for up to 500N.</p> | |
|  |  | |

[Dimensions]

CH-5000N



CW-5000N



Unit: mm

[Cautions]

- Information in this document is subject to change without prior notice.
- This document is product descriptions and handling precautions, and do not guarantee various characteristics or safety.
- This product is designed for force measurement purpose only.
- Do not copy and use this content without authorization.
- A force gauge (sold separately) is required to use this product.
- Some samples may not be suitable to measure with this product.

SHRADDHA IMPEX
Authorized Distributor

Email: shraddhaimpex@gmail.com / sales@shraddhaimpex.net
Web: www.shraddhaimpex.net
Contact: +919819530352 / +918591279918

