

Screw Adapter CA Series

- Enables to convert screw diameter in order to combine with different threads
- Several kinds of adapter can be chosen according to your needs



CA-F6T10



CA-F10T6

For Force Gauges					
Model	Size	Capacity	Description	Dimensions	Weight*
CA-F6T4	M6(female) to M4	100N	For mounting of FRTS (Food Texture Analyzer) M4 attachments to M6 measuring shaft of force gauge.		Approx. 5g
CA-F6T10	M6(female) to M10	1000N	For mounting of M10 attachments to M6 measuring shaft of force gauge.		Approx. 40g
CA-F10T6	M10(female) to M6	1000N	For mounting of M6 attachments to M10 measuring shaft of force gauge.		Approx. 35g

Unit: mm

* Weight of the attachment is also applied as a load on the force gauge. Consider it when selecting the capacity of a force gauge.

For Load Cell DPU series					
Model	Size	Capacity	Description	Dimensions	Weight*
CA-6T6	M6→M6	1000N	For converting the M6 female screw to M6 measuring shaft (male screw). Enabled to mount the M6 attachment to the DPU load cell.		Approx. 15g

For Load Cell DPUH series					
CA-12T10	M12→M10	5000N	For converting the M12 female screw to M10 measuring shaft (male screw). Enabled to mount the M10 attachment to the DPUH load cell.		Approx. 65g
CA-18T18	M18→M18	20kN	For converting the M18 female screw to M18 measuring shaft (male screw). Enabled to mount the M18 custom attachment to the DPUH load cell.		Approx. 145g

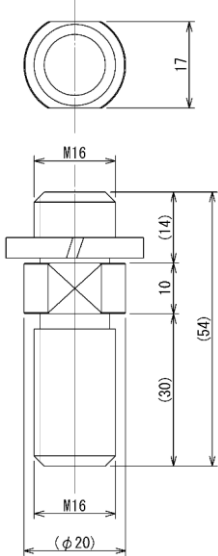
Unit: mm

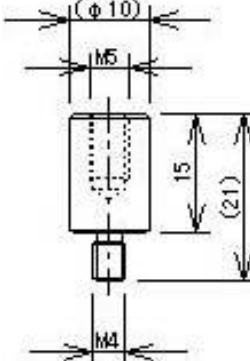
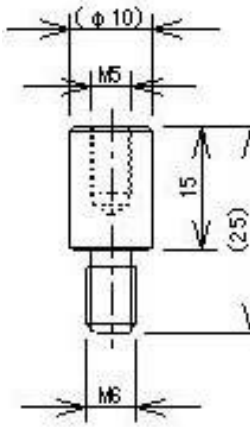
* Weight of the attachment is also applied as a load on the force gauge. Consider it when selecting the capacity of a force gauge.

For Load Cell SW1 series					
Model	Size	Capacity	Description	Dimensions	Weight*
CA-6T6	M6→M6	1000N	For mounting of M6 force gauge attachment to M6 measuring shaft of load cell SW1 series.		Approx. 15g
CA-8T6	M8 to M6	1000N	For mounting of M6 force gauge attachment to M8 measuring shaft of load cell SW1 series.		Approx. 15g
CA-8T10	M8 to M10	2000N	For mounting of M6 force gauge attachment to M10 measuring shaft of load cell SW1 series.		Approx. 20g
CA-10T10	M10→M10	5000N	For mounting of M10 force gauge attachment to M10 measuring shaft of load cell SW1 series.		Approx. 25g

Unit: mm

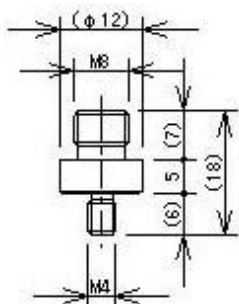
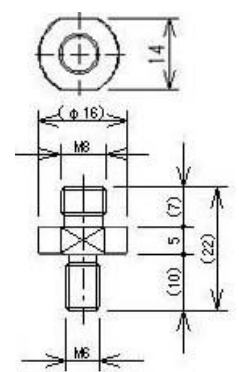
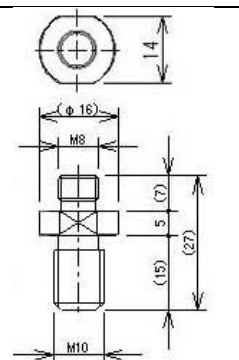
* Weight of the attachment is also applied as a load on the force gauge. Consider it when selecting the capacity of a force gauge.

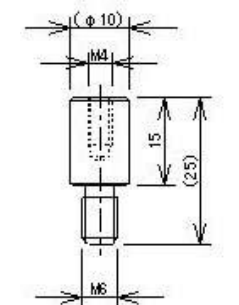
For Load Cell SW3 series					
Model	Size	Capacity	Description	Dimensions	Weight*
CA-16T16	M16→M16	20kN	For mounting of M16 custom attachment to M16 measuring shaft of load cell SW3 series.		Approx. 95g

For Load Cell LMU Series					
Model	Size	Capacity	Description	Dimensions	Weight*
CA-F5T4	M5(female) to M4	100N	For mounting of FRTS M4 attachments to M5 measuring shaft of load cell LMU series.		Approx. 5g
CA-F5T6	M5(female) to M6	500N	For mounting of M6 attachments to M5 measuring shaft of load cell LMU series.		Approx. 10g

Unit: mm

* Weight of the attachment is also applied as a load on the force gauge. Consider it when selecting the capacity of a force gauge.

For T-Slot Table and Load Cell LU Series					
Model	Size	Capacity	Description	Dimensions	Weight*
CA-8T4	M8 to M4	100N	For mounting of FRTS M4 attachments to M8 measuring shaft of load cell LU series. *Invalid for T-Slot table.		Approx. 5g
CA-8T6	M8 to M6	1000N	For mounting of M6 attachments to T-Slot table or M8 measuring shaft of load cell LU series.		Approx. 15g
CA-8T10	M8 to M10	2000N	For mounting of M10 attachments to T-Slot table or M8 measuring shaft of load cell LU series.		Approx. 20g

For FRTS					
Model	Size	Capacity	Description	Dimensions	Weight*
CA-F4T6	M4(female) to M6	100N	For mounting of M6 attachments to FRTS.		Approx. 5g

Unit: mm

* Weight of the attachment is also applied as a load on the force gauge. Consider it when selecting the capacity of a force gauge.

[Cautions]

- Information in this document is subject to change without prior notice.
- This document is product descriptions and handling precautions, and do not guarantee various characteristics or safety.
- This product is designed for force measurement purpose only.
- Do not copy and use this content without authorization.
- A force gauge (sold separately) is required to use this product.
- Some samples may not be suitable to measure with this product.

SHRADDHA IMPEX
Authorized Distributor

Email: shraddhaimpex@gmail.com / sales@shraddhaimpex.net
Web: www.shraddhaimpex.net
Contact: +919819530352 / +918591279918

