

Attachment for loop tensile strength test LOP-1000N

Designed to fix cable ties

Enables the tensile strength test up to 1000N

Complies with a part of UL and SAE Standard

Includes 2 sizes of split mandrel (part for winding the cable ties)



LOP-1000N Product Components



Test Image

Related Standard	<ul style="list-style-type: none"> - UL62275:2021 Cable Management Systems-Cable Ties for Electrical Installations (Partly) - SAE AS23190 Rev.C Wiring, Positioning, and Support Accessories (Partly)
-------------------------	---

How to install test sample		
Place the upper half of mandrel on the lower half	Tie up the cable ties around the mandrel	Insert the pin to fix the attachment to the adapter


Specifications	
Model	LOP-1000N
Capacity	1000N
Max. sample width (Mandrel width)	10mm*1
Mandrel diameter *2 (part for winding the sample)	Small mandrel: $\phi 9.53\text{mm}$ Large mandrel: $\phi 38.1\text{mm}$
Dimensions	See [Dimensions]
Weight *3	Approx.140g : when mounting small mandrel to the force gauge Approx.195g : when mounting large mandrel to the force gauge
Mounting screw	M6
Product components	Mandrel holder (upper and lower split part), large mandrel (upper and lower split part), small mandrel (upper and lower split part), Attachment adapter (EJ6-1000N)

*1 To comply with UL62275:2021, the mandrel width must be 5mm or more than the maximum sample width. Please inquire about a customization order for any other standard product specifications.

*2 For measurements by SAS AS23190 Rev. C, use the small mandrel for sample lengths of 127 mm or less and the large mandrel for sample lengths over 127 mm.

*3 Weight of the attachment is also applied as a load on the force gauge. Consider it when selecting the capacity of a force gauge.

*4 The standard requirements are current at the time this specification is issued. Please confirm the latest standard information when using this product.




Examples of Product Configuration	
<p>Example 1 Code:1L2002A For simple tensile test up to 1000N (Complies with a part of UL62275:2010, SAE AS23190 Rev.C)</p> <p>Digital force gauge: DST-1000N Motorized Test Stand: MX-1000N-E Optional Attachment: LOP-1000N</p>	
<p>Example 2 Code:1L2002B Tensile test up to 1000N with high functionality and versatility (Complies with a part of UL62275:2021, SAE AS23190 Rev.C)</p> <p>Digital force gauge: ZTS-1000N Motorized Test Stand: MX2-1000N Optional Attachment: LOP-1000N Optional cable: CB-528</p>	

Example 2 Image

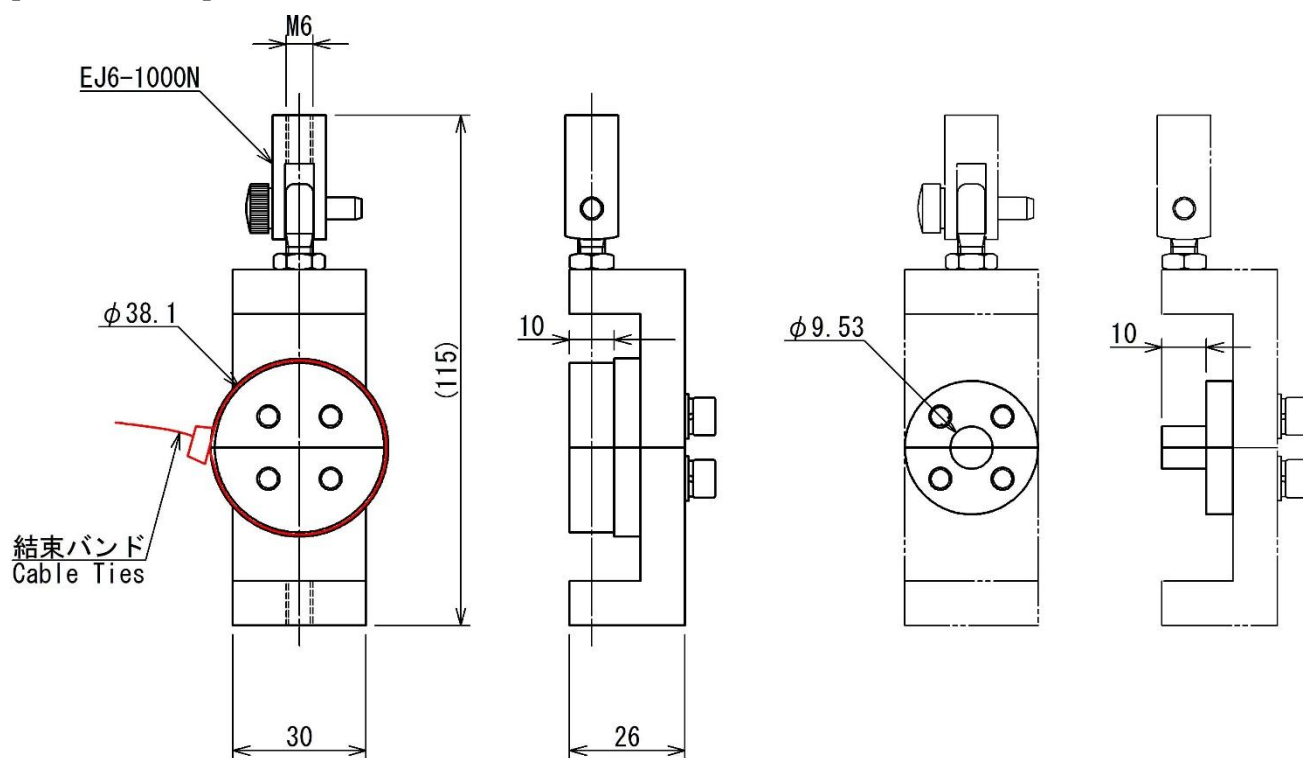
* Refer to the specification of each product for details.

* Product configuration varies depending on the shape and characteristic of the sample, and measurement conditions.

* The recommended capacity of force gauge varies depending on the expected force to be loaded.

Related Products		
Automatic Crimp Tester ACT-1000N	Rotary Wire Terminal Fixture FW-12	Attachment for PP strapping band PPC-5000N
Automatic tester for tensile strength test of wire crimped terminal. The supplied software facilitates the management of data and measuring conditions.	Attachment for tensile strength test of crimped terminal. Rotate the wheel to simply set samples of different sizes.	Attachment designed for tensile test of PP (polypropylene) strapping band.
		

[Dimensions]



Unit: mm

[Cautions]

- Specifications are subject to change without prior notice.
- A force gauge (sold separately) is required to use this product.
- This product is designed for force testing only. Do not use it for any other purposes.
- Some samples may not be suitable to grip with this product.
- Do not copy and use this content without authorization.

SHRADDHA IMPEX
Authorized Distributor

Email: shraddhaimpex@gmail.com / sales@shraddhaimpex.net
Web: www.shraddhaimpex.net
Contact: +919819530352 / +918591279918

