

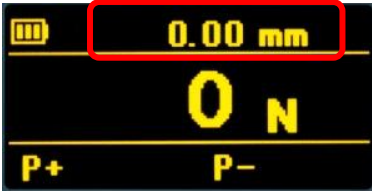


Built-in Linear Scale DMK series

Linear scale unit for digital force gauge ZTA series.
Enables the force-displacement testing by integrating into facilities.
4 models with different strokes are available.
Offer specified stroke length to meet your needs as customized product.



DMK-100

| Usage image | | |
|--|--|---|
| <div><p>Main part fixing by M4 screws.</p><p>Sensor part fixing by M3 screws.</p></div> |  |  |
| Fix the main part with M4 screws, and fix the sensor part with M3 screws(*1). | Connect with a force gauge. | Displacement is shown on a force gauge display. |

*1 M3 screws are not included.

| Specifications | | | | |
|------------------------------|---|------------|------------|------------|
| Model | DMK-100 | DMK-300 | DMK-500 | DMK-800 |
| Accuracy*1 | $\pm 0.03\text{mm}$ | | | |
| Stroke | Max. 100mm | Max. 300mm | Max. 500mm | Max. 800mm |
| Connector type*2 | 37 pin connector for ZTA, eZT, and FA Plus2 | | | |
| Dimension | See [Dimensions] | | | |
| Main part fixing screws | M4 | | | |
| Sensor part fixing screws *3 | M3 | | | |
| Accessories | M4x6mm screws(2pcs), instruction manual, warranty | | | |

*1 The individual accuracy of DMK series. It could be changed by the equipment error or how to mount the scale.

*2 Open end type (without connector) is also available. Please add the code "-OC" to the end of model.






*3 M3 screws are not included.

[Customized Stroke Length]

| Model | Description |
|---------------|--|
| DMK-() *1 | Stroke length can be adjusted up to 1000mm. *2 |

*1 The required stroke length is specified after the model name.

*2 Full length and Fixing length are determined by the stroke length. Please refer to [Dimension] on page 4.

| Mountable Force Gauge | | |
|--|--|---|
| Digital force gauge ZTA series | High capacity model ZTA series | Separate sensor model ZTA series |
| Digital force gauge with high precision, featuring high sampling rate and a variety of useful functions. | Digital force gauge with high precision, featuring high sampling rate and a variety of useful functions. | Digital force gauge with separated external sensor. Ideal for testing at a difficult place. |
|  |  |  |
| Sensor Interchangeable Amplifier eZT series | Desktop Amplifier FA Plus2 | |
| Indicator for eZ Connect series load cells and no need of adjustment when change load cell. | Ideal for integration into facilities due to the box-shaped design. Easy to combine with external devices such as PLC using the equipped output functions. | |
|  |  | |

* Please refer to specifications of the individual products for details.

[Related products]

Downloadable Graphing Software: Force Recorder Next Professional *1



Force Recorder Next Professional

- High sampling rate of max. 2000Hz enables accurate graphing.
- Professional version is for force-time graphs and force-displacement graphs.
- Various data editing functions such as up to 10-graph overlaying enable analyzing measurement result.
- Adding Images and Comments functions are useful for recording the details of measurement.
- The Print Command allows users to output of measurement data as PDF/Word, Excel, and images and drawing up reports easily.

CD version software Force Recorder series is also available.
Some specification such as operating environment is different from Downloadable version and CD version.
Please refer to the individual specification sheets for details.

Force-displacement Measurement Unit



- Unit to analysis of force-displacement relationship.

[Unit configuration]

- Digital Force Gauge ZTA series
- Graphing Software Force Recorder Professional
- Test stand with a linear scale
- Communication Cable CB-718

Please refer to the individual specification sheets for details.

Cable with Terminal Block CTB-A

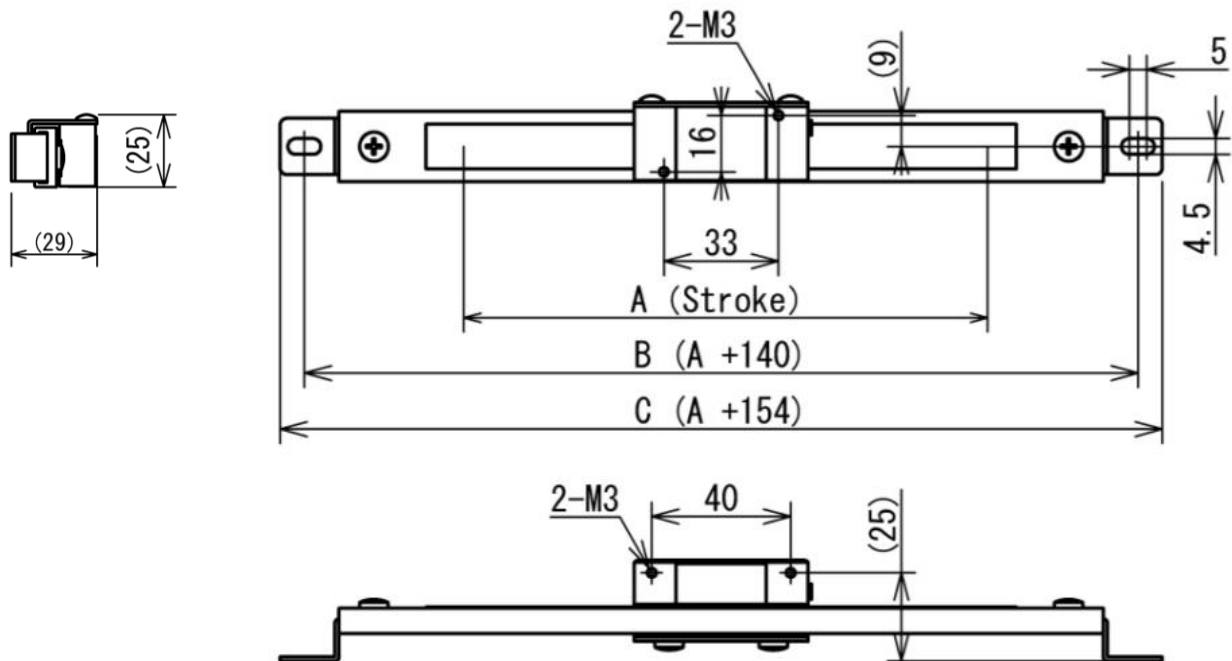


Terminal block is convenient for connection to external equipment such as PLC.

Please choose DMK series with open end (without connector) to connect the DMK series, external equipment, and a force gauge at the same time.

*1 To use this product, user & product registration on IMADA Connected and purchasing the download card are required.
Only Next Series products (For the ZTA series, firmware versions 5.00 or later) are available for the product registration.
An Internet connection is required in process of user & product registration and downloading the software.

[Dimension]



Unit: mm

| | DMK-100 | DMK-300 | DMK-500 | DMK-800 |
|---------------------|---------|---------|---------|---------|
| Stroke A(mm) | 100 | 300 | 500 | 800 |
| Fixing length B(mm) | 240 | 440 | 640 | 940 |
| Full length C(mm) | 254 | 454 | 654 | 954 |

[Cautions]

- Information in this document is subject to change without prior notice.
- This document is product descriptions and handling precautions, and do not guarantee various characteristics or safety.
- This product is designed for force measurement purpose only.
- Do not copy and use this content without authorization.
- A force gauge (sold separately) is required to use this product.
- Some samples may not be suitable to measure with this product.
- Please note that check the force gauge setup and validation by a measurement unit like calipers and block gauges before use.

SHRADDHA IMPEX
Authorized Distributor

Email: shraddhaimpex@gmail.com / sales@shraddhaimpex.net
Web: www.shraddhaimpex.net
Contact: +919819530352 / +918591279918

