

This is the tensile  
compression testing  
machine suitable for tests  
that require a relatively  
long stroke with the  
maximum load of 2kN.

**IMADA-SS UNIVERSAL TESTING MACHINE**

# SDT-204F

\* Design, appearance and specifications may be changed for modifications or improvements without any prior notice.

Manufacturer



91-1 Hashira 6 bancho, Toyohashi,  
Aichi Japan, 441-8058  
PHONE.+81 532 45 8851  
FAX. +81 532 46 6231  
E-mail: info@imada-ss.co.jp  
<http://www.imada-ss.co.jp>

Agency



GALA NO.122, KEYTUO INDUSTRIAL ESTATE,  
KONDIVITA VILLAGE ROAD,  
M.I.D.C, ANDHERI (EAST)  
MUMBAI : 400059  
Phone: 022-49711705 / 022-49711719.  
Mobile: +91-9892404060 / +91-9004104401  
Website: [www.shraddhaimpex.net](http://www.shraddhaimpex.net)

CAT-SDT-204F\_2202E

# IMADA-SS UNIVERSAL TESTING MACHINE

# SDT-204F

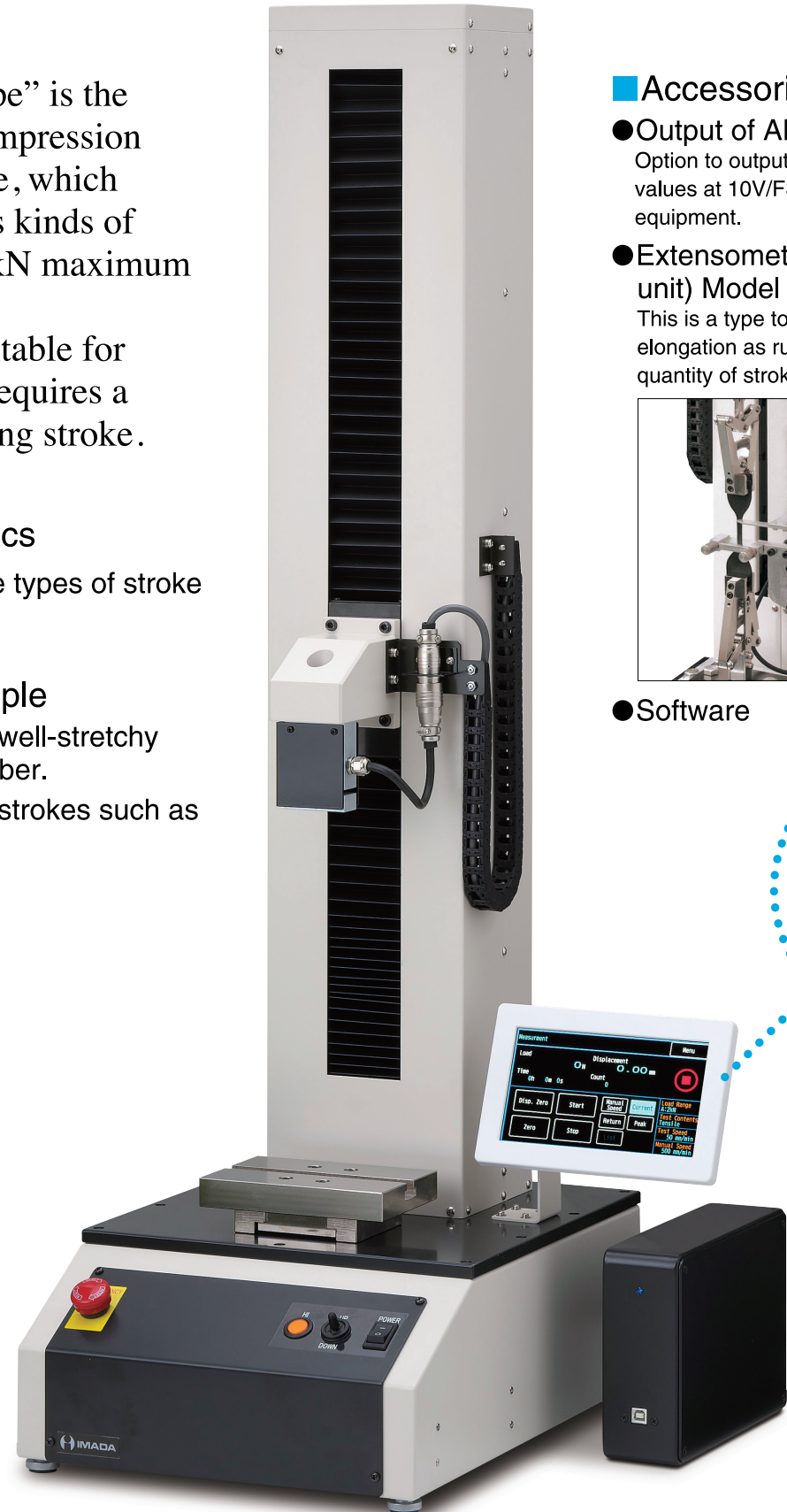
“SDT-204F type” is the tension and compression testing machine, which enables various kinds of testing up to 2kN maximum load. This type is suitable for testing which requires a comparative long stroke.

## Characteristics

- There has three types of stroke specifications.

## Usage example

- Pulling tests of well-stretchy samples as rubber.
- Test with large strokes such as peeling tests.



## Accessories / Option

### ● Output of ANALOG

Option to output load and displacement values at 10V/FS for connection to analog equipment.

### ● Extensometer (gauge length unit) Model GTD-1000

This is a type to use in case of a large elongation as rubber. It is produced by quantity of stroke the testing machine type.



### ● Software

Touch type operation panel

## Accessories / Option

### Digital printer DP-1VA (Option)

※To use this, it is necessary to install the 'Printer output'.



Mitutoyo	
DP-1VA LOGGER	
* MODE 1 *	
DATE	2021/12/ 1
TIME	8:24
* LOG STOP *	
1	0.0 N
2	31.0 N
3	25.4 N
4	42.5 N

Model	DP-1VA
Printing style	Thermal line dot
Communication	Digimatic output terminal
Paper	No.09EAA082(58X)
Power supply	AC100V (DC Adapter)
Weight	Approx. 390g
Size	W94×D201×H75mm
Accessories	DC Adapter/Paper 1role/Cable C-201

### Transformer (Option)

※For overseas use, it is necessary to transform the local voltage to 100V.



Model	Input	Output	Max. current	weight
CD110-06S	110V	100V	6A	2.3kg
CD120-06S	115~120V			2.3kg
CD220-06S2	220V			5.1kg
CD240-06S2	230~240V			5.1kg

### Protection cover (Option)

The whole of the moving part is covered. When a window is not closed, there is the safety device which cannot perform movement of the testing machine.



## Standard specifications

Model (※1)	SDT-204FS-□	SDT-204FM-□	SDT-204FL-□
Maximum load	2kN		
Minimum Unit	[Combination of Load Range according to the model] /		
Load Display	[Specifications of Load Range] Reference		
Load Precision	JIS 1 class (Indication value ±1% range)		
Displacement Minimum Unit	0.01mm		
Drive type	Brush-less Motor		
Speed Range	5~500mm/min		
Distance from the Table to Loadcell (※2)	Max. 400mm	Max. 600mm	Max. 850mm
Distance of Sample to Column	78mm		110mm
Table Size	150×100mm (With T-groove)		
Safety Device	Optional setting Upper and Lower Limit Over-load Prevention function		
Basic Function	Memory function of the test conditions		
	Peak Hold function		
	Cycle mode function		
	Detect function of Break Point		
	Detect function of Start Point		
	Auto Feed function		
	Auto Start Point Return function		
Output (※3)	USB		
Power supply	AC100V 5A		
Weight	Approx. 48kg	Approx. 51kg	Approx. 56kg
Size	W458×D420×H874mm	W458×D420×H1074mm	W425×D420×H1324mm

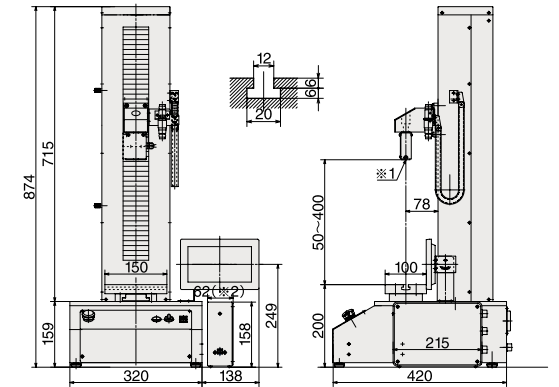
(※1) The model symbol is put in □. Refer to [Combination of Load Range according to the model].

(※2) An effective stroke is decided by selection of attachments.

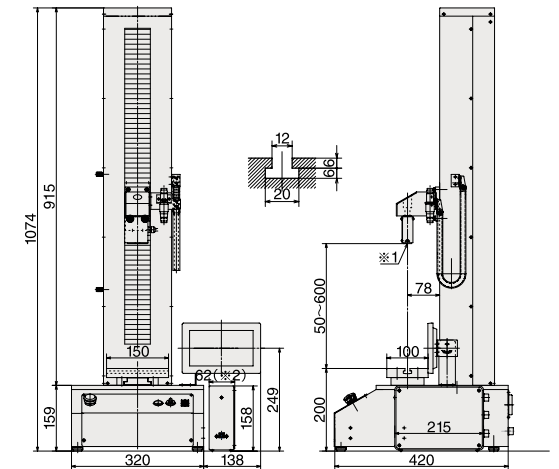
(※3) Analog output and Printer output can be installed with option.

## Combination of Load Range according to the model

Model	Usable Range	Setting Load Range							
		2kN	1kN	500N	200N	100N	50N	20N	10N
SDT-204F□-200R1	400N ~ 2kN	●	—	—	—	—	—	—	—
SDT-204F□-200R2	100N ~ 2kN	●	—	●	—	—	—	—	—
SDT-204F□-200R3	20N ~ 2kN	●	—	●	—	●	—	—	—
SDT-204F□-100R1	200N ~ 1kN	—	●	—	—	—	—	—	—
SDT-204F□-100R2	40N ~ 1kN	—	●	—	●	—	—	—	—
SDT-204F□-100R3	10N ~ 1kN	—	●	—	●	—	●	—	—
SDT-204F□-50R1	100N ~ 500N	—	—	●	—	—	—	—	—
SDT-204F□-50R2	20N ~ 500N	—	—	●	—	●	—	—	—
SDT-204F□-50R3	4N ~ 500N	—	—	●	—	●	—	●	—
SDT-204F□-20R1	40N ~ 200N	—	—	—	●	—	—	—	—
SDT-204F□-20R2	10N ~ 200N	—	—	—	●	—	●	—	—
SDT-204F□-20R3	2N ~ 200N	—	—	—	●	—	●	—	●



Model SDT-204FS



Model SDT-204FM

(※1) Mounting screw size of the loadcell depend on the maximum load.

Under 500N: M6P1 Male / 1kN or more: M12P1.75 Female.

(※2) For options and custom orders, Model SL-6003 measurement amplifier is 'Type B' with the width of 88mm.

(※3) Please contact us for 'Model SDT-204FL'.

## Specifications of Load Range

Load Range	Maximum Load Display	Minimum Unit
2kN	2000N	1N
1kN	1000.0N	0.1N
500N	500.0N	
200N	200.0N	
100N	100.00N	0.01N
50N	50.00N	
20N	20.00N	

※The usable range is recommended at 20~100% of each setting Load Range.

※It is possible as an option to add Load Range other than the above listed.