

Interlocking Shield Option for Motorized Test Stand OP-MX2EMX-IC/OP-MX250-IC

- Designed to protect operator against the dangers of sample debris during testing
- Enhances safety by electrical interlock which stops test stand while the door is open
 (-CN option for MX2 series is required)



OP-MX2EMX-IC



OP-MX250-IC



OP-MX2EMX-IC mounting image

OP-MX250-IC mounting image

| Usage | |
|--|--|
| Prevents sample debris | Avoids getting caught in the machine |
| It protects operator against the dangers of sample debris by covering the whole testing part, for example, glass destructive test. | The test stand stops when the door is open. It avoids the operator's hand getting caught in the machine. |

| Specifications | | |
|---------------------------|--|---------------|
| Model | OP-MX2EMX-IC | OP-MX250-IC |
| Cover Material | PET | Polycarbonate |
| Weight | Approx. 9.1kg | Approx. 5.5kg |
| Dimensions | See [Dimension] | |
| Mountable Attachment Size | See [Mountable attachment size references] | |
| Mountable Test Stand (*1) | MX2-500N, MX2-1000N, MX2-2500N, EMX series | MX2-5000N |

*It does not guarantee the operator's safety completely.

*We offer custom-made services including change of panel material and resize. Please contact us for details.

* It is NOT designed for protection from water splash.

*1 -CN option and safety setting for MX2 series are required to activate interlock function.



(-CN option is installed as standard function for EMX series.)

Interlocking shields need customization to be mounted to test stands with -L, -2L, or -EXT options.

The interlock function activates depending on the firmware of the test stand.

(Power on the test stand and you can confirm the firmware in the opening screen)

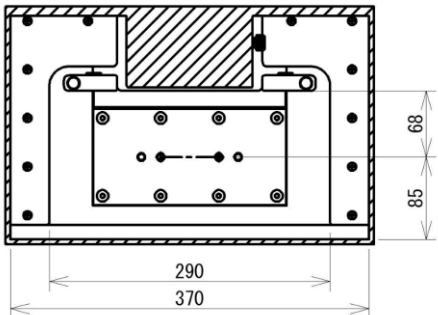
| | Lower than Ver.2.0 | Ver.2.0 or higher |
|-------------|--------------------|-------------------|
| CYCLE MODE | ✓ | ✓ |
| MANUAL MODE | × | ✓ |

| Related Products | |
|---|---|
| <p>Optional Tray PTW-10IN/OT-8IN</p> | <p>Safety Shield ST-SS</p> |
| <p>The tray is put under the fixture when a content of a sample might splash.</p> | <p>It protects operator against the dangers of sample debris during testing.</p> |
|  |  |

[Mountable attachment size references]

Mountable attachment size is limited with this product.
 The internal dimensions of the products are as below. (unit: mm)
 Please contact us if you have any questions.

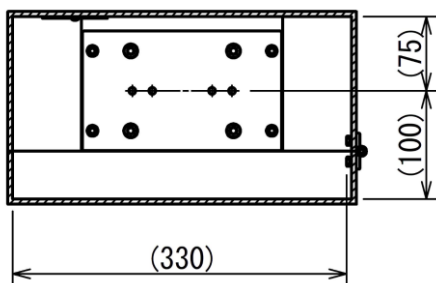
OP-MX2EMX-IC



For MX2-500N, MX2-1000N, and EMX series, the mountable attachment length is 290mm. If you raise 5mm height of the test stand's table then the length can be 370mm.

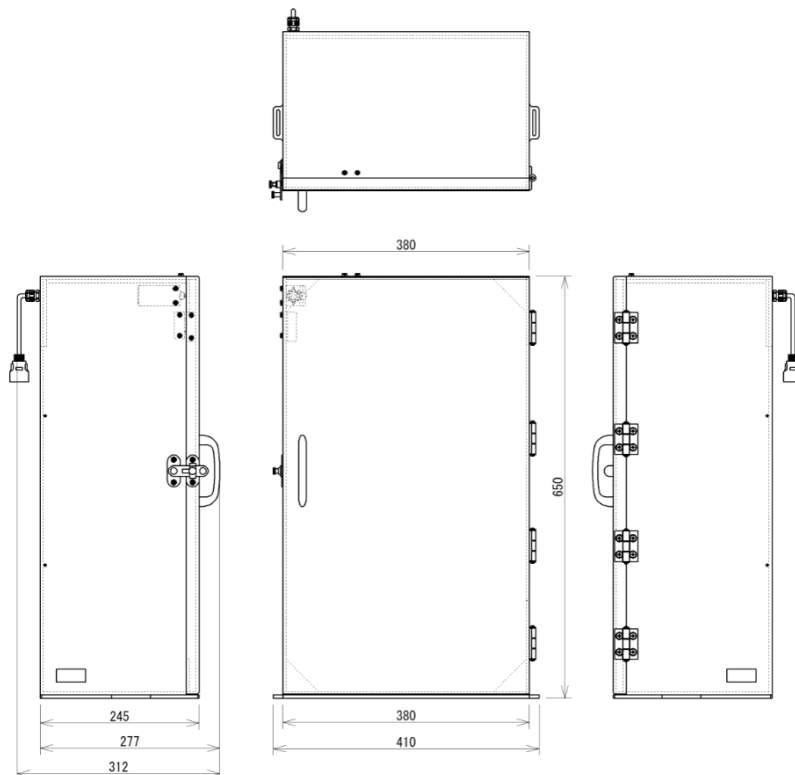
The mountable attachment length is 370mm for MX2-2500N.

OP-MX250-IC

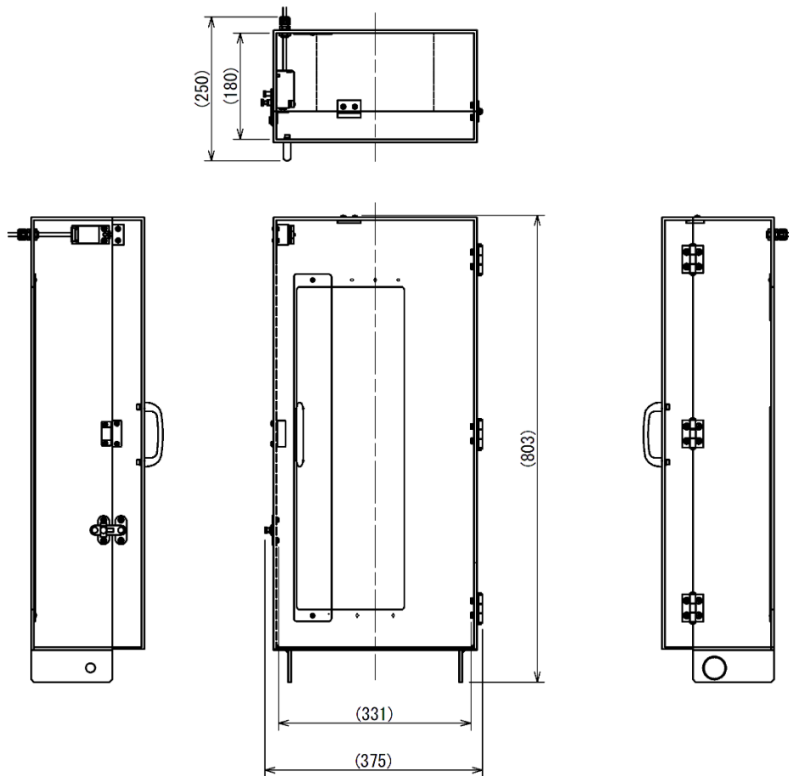


[Dimension]

OP-MX2EMX-IC



OP-MX250-IC



Unit: mm

[Cautions]

- Information in this document is subject to change without prior notice.
- This document is product descriptions and handling precautions, and do not guarantee various characteristics or safety.
- This product is designed for force measurement purpose only.
- Do not copy and use this content without authorization.
- A force gauge (sold separately) is required to use this product.
- Some samples may not be suitable to measure with this product.

SHRADDHA IMPEX
Authorized Distributor

Email: shraddhaimpex@gmail.com / sales@shraddhaimpex.net
Web: www.shraddhaimpex.net
Contact: +918356968200/ +919819530352/ +918591279918