

# Software for Data Management of Multiple Force Gauges Force Logger Plus

Manages data up to 4 pcs of force gauges simultaneously.  
Acquires single and continuous data to show pass-fail result quickly and clearly.  
Manages force gauge by its serial No. with name, and calibration data.  
Easy connection by the supplied USB hub.

## [Main Function: Data Management of Individual Force Gauge]

**- Easy management of force gauge**  
Register each force gauge by its serial No., and manage its name and calibration date, etc.

**- Easy management of the operator**  
Register the name and department of the operator for individual force gauge and record it with measurement data.

**- Test condition setting**  
Set the test sample name and judgement conditions (high, low setpoints).

**- Pass-fail judgement**  
Shows recorded data and the pass-fail result of each force gauge clearly.

	Gauge 1	Gauge 2	Gauge 3	Gauge 4	Statistics
Model	ZTA-50N	ZTS-50N	DSV-50N	DSY-50N	----
Serial Number	354060	358947	123456	234567	----
Nick Name	Left	Manufacturing	Top measure	Jack Only	----
Maximum	7.77	8.34	19.75	13.92	19.75
Minimum	5.00	4.92	11.19	11.51	4.92
Average	6.02	6.25	17.50	12.28	10.61
Data Count	38	40	41	40	159
NG Count	0	3	3	0	6

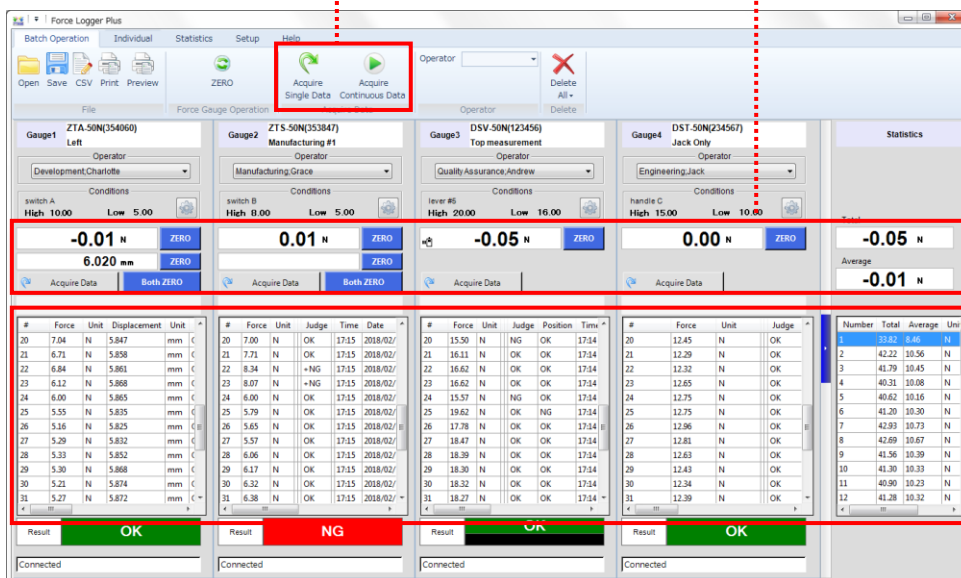
Stop acquiring data while Statistics is displayed.  
The data acquired from a force gauge is (NG) added to Data Table.

**- Statistics display**  
Shows statistics including the Max, Min, and Ave. values for each force gauge and all force gauges.

**[Useful function 1: Batch Operation]**

**- Batch operation**  
Single and continuous data recording of 4pcs (at max.) force gauges at the same time.(\*)

**- Real-time value display**  
The real-time value of each force gauge, total and average real-time value of all force gauges are displayed.



**- Recorded data**  
The Total and Ave. values for each force gauge and all force gauges are displayed.

\*Continuous data cannot be acquired when using Wireless Data Transmit System.

**[Useful Function 2: Management of Force Gauge]**

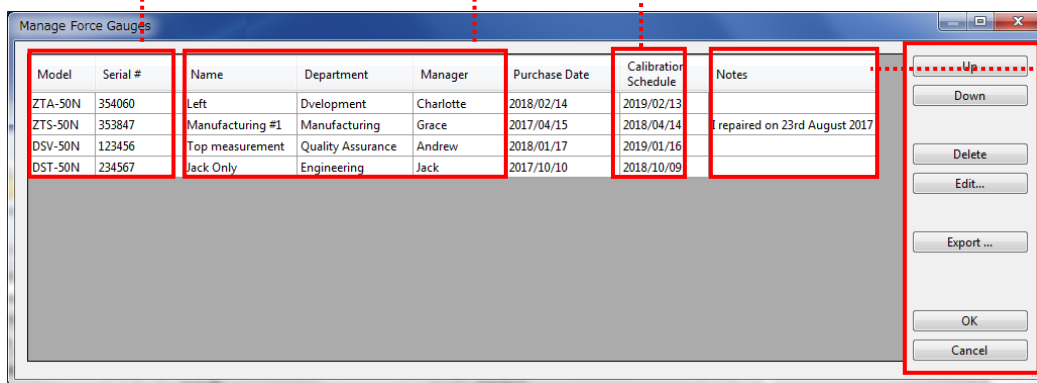
**- Force gauge registration**  
Automatic registration of its serial No. and model.

**- Detailed information**  
Enables you to input its name, responsible person and department.

**- Calibration information**  
Allows calibration date registration.

**- Comment**  
Notes such as repair records can be input.

**- Edit**  
Allows revision of registered contents. Password protection is possible for security.



\* Management of Force Gauge is not possible when using Wireless Data Transmit System.

Specifications			
Model	<b>Force Logger Plus</b>	<b>Force Logger Plus-J</b>	<b>Force Logger Plus-I</b>
Feature	Software only For Wireless Data Transmit System	Software and USB hub For wire connection in Japan	Software and USB hub For wire connection overseas
Sampling rate	Max. 10 data / sec		
Resolution	Determined by force gauge's capacity. (Signed 4-digit) (eg: 0.001N when using 5N range.)		
Functions	Statistics output, CSV format conversion, Printing, Force gauge setting, Testing condition, Force gauge management, Operator management, Password protection		
Output	CSV format conversion, Printing		
Languages	Japanese, English		
Compatible force gauges*	Digital Force-gauges: ZTS/ZTA series, DST/DSV series Digital Torque-gauges: HTGS/HTGA series, DTXS/DTXA series Desktop Amplifier: FA Plus2 series Sensor Interchangeable Amplifier: eZT、 eFA Plus2 Wireless Data Transmit System: WL01 series(*1)		
Required cable	Supplied USB cable for force gauge		
Accessories	-	USB hub with power adapter (A type plug adapter only for Japan)	USB hub with power adapter (A and C type plug adapter for Overseas)

\* It can acquire force data together with the displacement (angle) data when connected with the ZTA, eZT, FA Plus2, HTGA, and DTXA series. (Requires connecting linear scale or angle meter.)



\* It can record the posture change when connecting DSV digital force gauge series.

\* Contact us for compatibility of other models.

\*1 USB Wireless Receiver (WL01-USB) and Wireless Transmit Adapter (WL01-ADP) sold separately, required.

Operating Environment	
OS	Windows 8.1/10/11
Hardware	CPU: 1GHz or higher Memory: 2GB or more Hard Disk: Data storage capacity - 10GB or more
Platform	.NET Framework 4.8 or later
Image Size	Resolution 1280×768 and more (*1)

\*1 For Windows 10/11, with the settings of [Scale and Layout] in [Display Settings], a higher resolution may require.

Product Configuration	
Force Logger Plus CD	USB hub with power adaptor (*)
	

\* Only included in Force Logger Plus-J and Force Logger Plus-I

	Gauge 1	Gauge 2	Gauge 3	Gauge 4	Statistics
Model	ZTA-50N	ZTS-50N	DSV-50N	DST-50N	---
Serial Number	354060	353847	123456	234567	---
Nick Name	Left	Manufacturing #1	Top measurement	Jack Only	---
Maximum	7.77	8.34	19.75	13.92	19.75
Minimum	5.00	4.92	11.18	11.51	4.92
Average	6.02	6.25	17.50	12.28	10.61
Data Count	38	40	41	40	159
NG Count	0	3	3	0	6

#	Gauge 1			Gauge 2			Gauge 3			Gauge 4			Statistics		
	Force	Unit	Disp.	Force	Unit	Judge	Force	Unit	Position	Force	Unit	Judge	Total	Average	Unit
1	5.81	N	5.851	5.27	N	OK	11.18	N	OK	11.56	N	OK	33.82	8.46	N
2	5.87	N	5.857	5.73	N	OK	16.47	N	OK	12.15	N	OK	42.22	10.56	N
3	5.93	N	5.860	5.91	N	OK	17.68	N	OK	12.27	N	OK	41.79	10.45	N
4	5.57	N	5.855	5.78	N	OK	16.51	N	OK	12.45	N	OK	40.31	10.08	N
5	5.99	N	5.860	5.63	N	OK	16.55	N	OK	12.45	N	OK	40.62	10.16	N
6	5.94	N	5.861	5.60	N	OK	17.30	N	OK	12.36	N	OK	41.20	10.30	N
7	6.15	N	5.841	6.66	N	OK	17.84	N	OK	12.28	N	OK	42.93	10.73	N
8	6.28	N	5.841	6.74	N	OK	17.57	N	OK	12.10	N	OK	42.69	10.67	N
9	6.27	N	5.848	6.04	N	OK	17.42	N	OK	11.83	N	OK	41.56	10.39	N
10	6.19	N	5.853	5.85	N	OK	17.53	N	OK	11.73	N	OK	41.30	10.33	N
11	6.06	N	5.859	6.29	N	OK	17.04	N	OK	11.51	N	OK	40.90	10.23	N
12	5.72	N	5.861	6.40	N	OK	17.31	N	OK	11.85	N	OK	41.28	10.32	N
13	5.70	N	5.851	7.03	N	OK	17.71	N	OK	11.94	N	OK	42.38	10.60	N
14	6.27	N	5.842	5.48	N	OK	17.89	N	OK	11.84	N	OK	41.48	10.37	N
15	7.16	N	5.845	5.45	N	OK	17.38	N	OK	11.91	N	OK	41.90	10.48	N
16	7.77	N	5.844	5.04	N	OK	17.37	N	OK	12.15	N	OK	42.33	10.58	N
17	7.24	N	5.845	6.00	N	OK	17.41	N	OK	12.13	N	OK	42.78	10.70	N
18	7.31	N	5.842	6.45	N	OK	17.38	N	OK	12.18	N	OK	43.32	10.83	N
19	7.19	N	5.841	6.48	N	OK	17.37	N	OK	12.16	N	OK	43.20	10.80	N
20	7.04	N	5.847	7.00	N	OK	15.50	N	OK	12.45	N	OK	41.99	10.50	N
21	6.71	N	5.858	7.71	N	OK	16.11	N	OK	12.29	N	OK	42.82	10.71	N
22	6.84	N	5.861	8.34	N	+NG	16.62	N	OK	12.32	N	OK	44.12	11.03	N
23	6.12	N	5.866	8.07	N	+NG	16.62	N	OK	12.65	N	OK	43.46	10.87	N
24	6.00	N	5.865	6.00	N	OK	15.57	N	OK	12.75	N	OK	40.32	10.08	N
25	5.55	N	5.835	5.79	N	OK	19.62	N	NG	12.75	N	OK	43.71	10.93	N
26	5.16	N	5.825	5.65	N	OK	17.78	N	OK	12.96	N	OK	41.55	10.39	N

**[Cautions]**

- Information in this document is subject to change without prior notice.
- This document is product descriptions and handling precautions, and do not guarantee various characteristics or safety.
- This product is designed for force measurement purpose only.
- Do not copy and use this content without authorization.
- Information in this document is subject to change without prior notice.
- This document is product descriptions and handling precautions, and do not guarantee various characteristics or safety.
- This product is designed for force measurement purpose only.
- Do not copy and use this content without authorization.

SHRADDHA IMPEX  
 Authorized Dealer

Email: shraddhaimpex@gmail.com / sales@shraddhaimpex.net  
 Web: www.shraddhaimpex.net  
 Contact: +91 9819530352 / +91 8591279918