

180 Degree Peel Test Fixture P180-200N/ P180-200N-BB

- Ideal for 180 degree peel test of adhesives such as tapes and sheets on board.
- Standard type P180-200N and Breadboard type P180-200N-BB are available
- Designed for peel test complying with a part of IEC, ISO and ASTM Standard



P180-200N

- Complies with a part of IEC, ISO and ASTM Standard
- Standard type for testing with angle to 180 degree



Test Image (Adhesives tape)



P180-200N-BB

- Enables fixing samples with a breadboard and clamps
- Ideal for 180 degree peel test of adhesives seats on board






Test Image (Printed circuit board)

<p>Related Standard When P180-200N/ P180-200N-BB are used</p>	<p>-IEC 249-1:1982 Base materials for printed circuits. Part 1: Test methods (Partly) IEC 326-2:1990 Printed boards. Part 2 Test methods (Partly) *1 (Corresponding Japanese standard: JIS C5016:1994)</p>
<p>Related Standard When P180-200N is used</p>	<p>-ISO 29862:2007 Self adhesive tapes-Determination of peel adhesion properties (Partly) (Corresponding Japanese standard: JIS Z0237:2022) -Japanese Pharmacopoeia 17th Edition:6.12 Methods of Adhesion Testing. “3.1.2.1 180 peel adhesive testing” (Partly) -ASTM D3330:2010 Standard Test Method for Peel Adhesion of Pressure-Sensitive Tape (Partly)</p>
<p>Applications</p>	<p>- Sticker, adhesive tape, adhesive sheet, adhesive plaster, magnetic tape, foil laminated film *2 - Printed circuit board, screen protector film for panel, copper foil of circuit board, sheet for glass, thick coating film, adhesive sheet on board</p>

*1 We recommend 90 degree peel test for these standards. 180 degree peel test is acceptable if 90 degree peel is impossible.

*2 P180-200N are suitable for these samples.

How to adhere test sample for P180-200N		
Take off the stainless panel and adhere test sample on it.	Fix the stainless panel by screws.	Grip the sample to get ready to start the peel test.
		


Specifications		
Model	P180-200N	P180-200N-BB
Peel length (Max)	150mm	See [Dimensions]
Sample Width (Max)	60mm	See [Dimensions]
Thickness of board (Max) *1	-	8mm
Capacity	0.5 to 200N	
Dimensions	See [Dimensions]	
Weight	Approx. 300g	
Compatible test*2 stand *	MX-500N-L, MX2-500N-L, MX2-500N-2L, MX-1000N-L, MX2-1000N-L, EMX-500N-L, EMX-1000N-L	

*1 Only for P180-200N-BB. Four clampers and four knobs are included.

*2 Contact us for compatibility of other models of test stands.

Available peel length depends on the model of test stand. Refer to below for details.



Test Stand	Peel length	
Model	P180-200N	P180-200N-BB
MX-500N-L	Approx. 70mm	Approx. 70mm
MX2-500N-L	Approx. 70mm	Approx. 70mm
MX2-500N-2L	Available for whole surface	Approx. 150mm
MX-1000N-L	Available for whole surface	Approx. 150mm
MX2-1000N-L	Available for whole surface	Approx. 150mm
EMX-500N-L	Available for whole surface	Approx. 150mm
EMX-1000N-L	Available for whole surface	Approx. 150mm

Examples of Product Configuration P180-200N		
<p>Example 1 Code: 1P2005A</p> <p>Peel test up to 200N according to a part of IEC 249-1:1982, IEC 326-2:1990, JIS C5016:1994 and Japanese Pharmacopoeia. The average value is calculated by the graphing software. *1</p> <p>Digital Force Gauge: ZTS-200N Motorized Test Stand: MX2-500N-L *2 Optional Attachment: P180-200N Optional Attachment: FC-20 *3 Optional Cable: CB-528 Optional Software: Force Recorder Standard</p>		
<p>Example 2 Code: 1P2005B</p> <p>Peel test up to 200N according to a part of ISO 29862:2007, JIS Z0237:2022 and ASTM D3330:2010. The average value is calculated by the graphing software.</p> <p>Digital force gauge: ZTS-200N Motorized Test Stand: MX2-500N-2L *2 Optional Attachment: P180-200N Optional Attachment: FC-20 *3 Optional Cable: CB-528 Optional Software: Force Recorder Standard</p>		
<p>Example 3 Code: 1P2005C</p> <p>For simple peel test up to 200N.</p> <p>Digital Force Gauge: DST-200N Motorized Test Stand: MX-500N-L *2 Optional Attachment: P180-200N Optional Attachment: FC-20 *3</p>		
Examples of Product Configuration P180-200N-BB		
<p>Example 1 Code: 1P2007A</p> <p>Peel test up to 200N according to a part of IEC 249-1:1982, IEC 326-2:1990 and JIS C5016:1994. The average value is calculated by the graphing software. *1</p> <p>Ideal for peel test of fixing samples with a bread board and clamps such as thick coating film and adhesive sheet on board</p> <p>Digital Force Gauge: ZTS-200N Motorized Test Stand: MX2-500N-L *2 Optional Attachment: P180-200N-BB Optional Attachment: FC-21U *3 Optional Cable: CB-528 Optional Software: Force Recorder Standard</p>		
<p>Example 2 Code: 1P2007B</p> <p>For simple peel test up to 200N.</p> <p>Digital Force Gauge: DST-200N Motorized Test Stand: MX-500N-L *2 Optional Attachment: P180-200N-BB Optional Attachment: FC-21U *3</p>		

P180-200N Example 1 Image

* Refer to the specification of each product for details.
 * Product configuration varies depending on the shape and characteristic of the sample, and measurement conditions.
 * The recommended capacity of force gauge varies depending on the expected force to be loaded.
 *1 We recommend 90 degree peel test for these standards. 180 degree peel test is acceptable if 90 degree peel is impossible.
 *2 To ensure enough peel length, long stroke model of motorized test stand is strongly recommended.
 *3 Wide width model of film grip is necessary if the sample width is over 20mm.

[Clamper and Knob] The set of clamper and knob is available for replacement. *

Model	Included Parts	Images	
SCK-PRT	Sample Clamper and Knob	 SCK-PRT	 Installation image

* Only for **P180-200N-BB**.

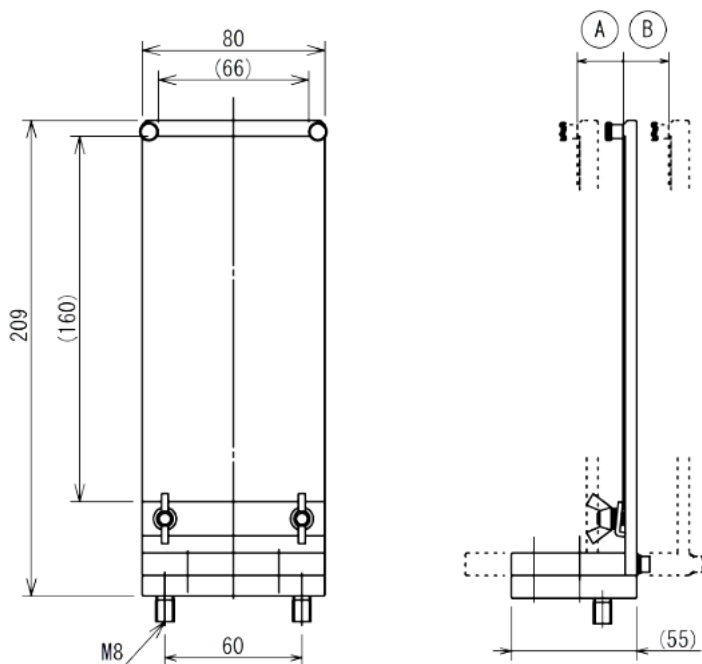
* This set of parts is sold in two pairs per order, not sold individually.

Related Products		
Spare Stainless Panel SSP-1608	Rubber Roller for Peel Test APR-97	Film Cutter FSC-1525
Needless to clean the panel after each test thus enhance efficiency when testing multiple samples.	It helps to stick samples on the panel with certain pressure, which ensures accurate test result.	It is designed to cut paper or film in constant-width.
		
	Standard: JIS Z0237:2022(*1)	Standard JIS Z1707:1997(*1) Width 15mm JIS Z0238:1998(*1)
		Standard ATSM F88(*1) Width 1inch
45 Degree Peel Test Fixture P45-50N	90 Degree Peel Test Fixture P90-200N/P90-200N-EZ/ P90-200N-BB	Film Grip FC-21/20/40/21U/41U/21UQ
It is designed for peel test of cup film/paper lid to evaluate the open-easiness for food and medical packaging industry.	Fixture for 90-degree peel test of adhesive tape and the like.	Ideal for gripping thin samples such as film. A wide range of product models are available to fit your needs.
		
Fixture for Film Sticking Test TKS-250N/TKS-20N	180-degree High Speed Peeling Tester IPTS-20N/50N	
Designed for sticking test of thin samples such as film.	Specialized peeling tester features high operability with a wide speed range up to 1500mm/min.	
		

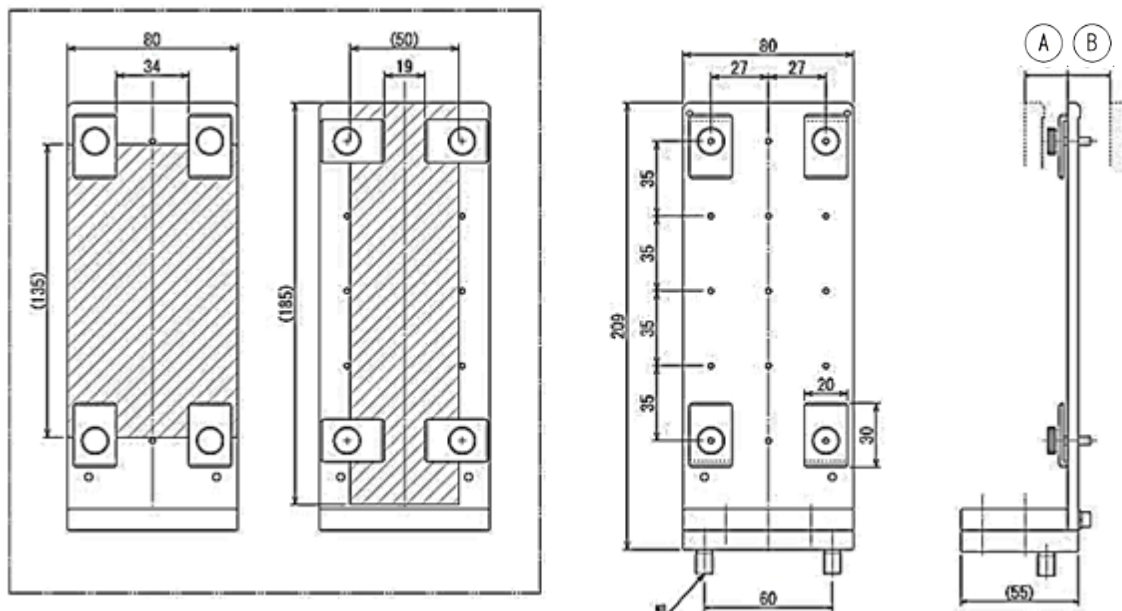
*1 It complies with a part of the standard.

[Dimensions]

P180-200N



P180-200N-BB



A	+20mm
B	-20mm

Unit: mm

[Cautions]

- Specifications are subject to change without prior notice.
- A force gauge (sold separately) is required to use this product.
- This product is designed for force testing only. Do not use it for any other purposes.
- Some samples may not be suitable to test with this product.
- Do not copy and use this content without authorization.

SHRADDHA IMPEX
Authorized Distributor

Email: shraddhaimpex@gmail.com / sales@shraddhaimpex.net

Web: www.shraddhaimpex.net

Contact: +91 9819530352 / +91 8591279918