

Optional Handle for Fire Door Closing Measurement HDC-1

- Specialized for fire door closing force measurement
- Achieves stable support for safe and repeatable testing by pushing the device against a door
- Avoids scratching a door by using the supplied urethane pad



Accessory pad
Includes protection pads for covering the force gauge accessory attachment.



Specialized for fire door closing force measurement according to Article 112 in Enforcement Ordinance (amended in 2005) of the Building Standard Law of Japan.


Measuring Procedure		
Fix a force gauge and attachment to the handle	Push the device against the fire door and support it.	Close the fire door to carry out the measurement.
		

Specifications	
Model	HDC-1
Weight	Approx. 330g
Dimension of Handle	See [Specifications]
External Diameter of Urethane Pad	Approx. 16mm
Accessories	Urethane pads (5 pcs) (*), Force gauge fixing bolts (4pcs)

*Urethane pad can be stuck on S-2 flat tip (force gauge accessory).

[Pads for Replacement] Pads are available for replacement.




Model	Included Parts	Image
HDC-SU	Pads for covering the force gauge accessory attachment (5 pcs)	

Examples of Product Configuration	
<p>Example 1 Code: 1H2001A Force test up to 200N by using mechanical force gauge.</p> <p>Mechanical Force Gauge: FB-200N Optional Attachment: HDC-1</p>	 <p>Example 1 Image</p>
<p>Example 2 Code: 1H2001B Force test up to 200N by using simple digital force gauge.</p> <p>Digital Force Gauge: DST-200N Optional Attachment: HDC-1</p>	
<p>Example 3 Code: 1H2001C Force test up to 200N by using digital force gauge with internal memory. Recommended especially when data management is required.</p> <p>Digital Force Gauge: DSV-200N Optional Attachment: HDC-1</p>	

* Refer to the specification of each product for details.

* Product configuration varies depending on the shape and characteristic of the sample, and measurement conditions.

* The recommended capacity of force gauge varies depending on the expected force to be loaded.

Mountable Force Gauges		
Digital force gauge DSV/DST series	Digital force gauge ZTA/ZTS series	Mechanical force gauge FB series *1
High cost performance with easy data management on PC	Precise measurement with faster sampling range and wide functions	Simple analog force gauges with peak hold function
		

* Attachable basic model up to 1000N. (High capacity model is not attachable.)

*1 Some old model cannot be attached. Contact us for further information.

Related products	
Load cell for door tester DM-2000N	For muscle strength and workload test RZTA/RDSV/RFB series
Exclusively for measuring closing force of automatic doors and revolving doors according to JIS and EN standards.	Ideal for measurement of door opening/closing or load to move something. For wide use, various attachments are included.
