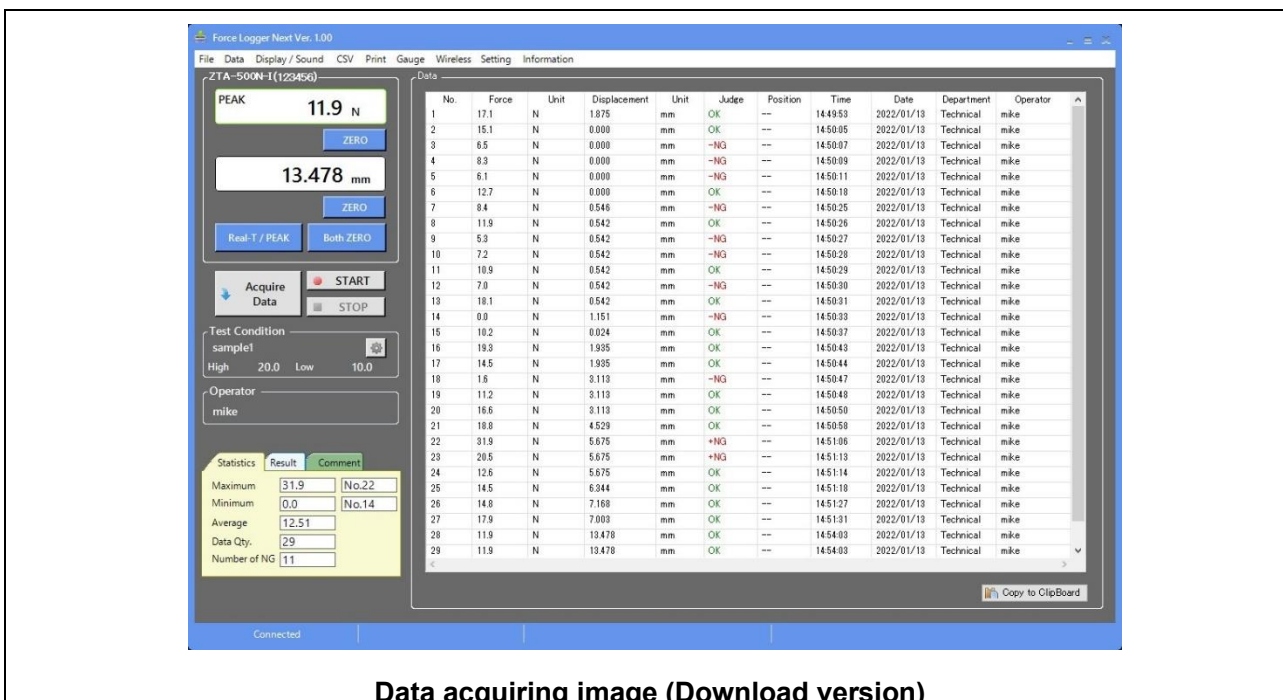


Data Acquisition Software Force Logger Series

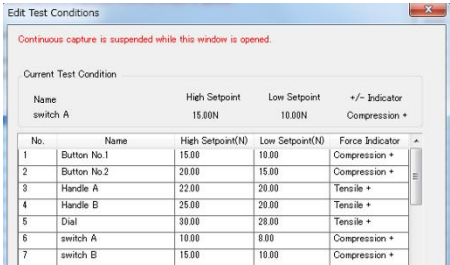
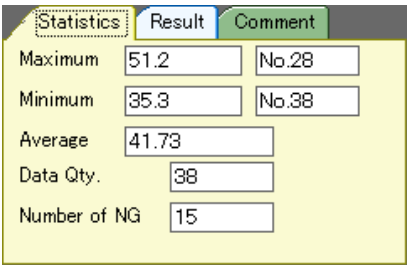
- Acquires single and continuous data to show on the Data Table
 - Easy to report the test results by print, copy to clipboard and CSV export functions
 - Able to import/save internal memory data and manage settings of measuring devices
 - Operation history tracking and password protection possible for security
- (Download Version only)


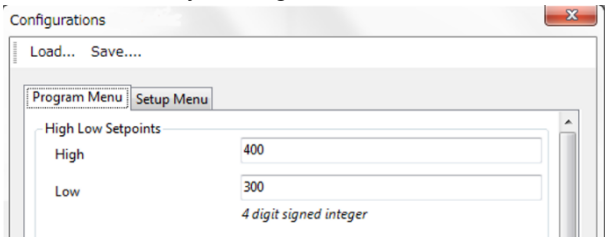


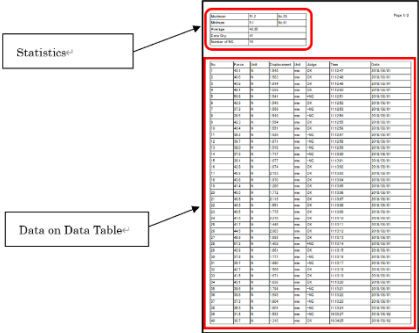
Data acquiring image (Download version)

*Please download the free software Force Logger Download Version (only applicable with firmware older than Ver.5 ZTS/ZTA, HTGS/HTGA, eZT series products) via <https://www.imada-connected.com/>.

Easy to get your desired data							
<p>Selectable display items</p> <p>Select your desired data items to show on the Data Table and save.</p> <ul style="list-style-type: none"> <input checked="" type="checkbox"/> Number <input checked="" type="checkbox"/> Force Unit <input checked="" type="checkbox"/> Displacement <input checked="" type="checkbox"/> Displacement Unit <input checked="" type="checkbox"/> Judge <input checked="" type="checkbox"/> Position <input checked="" type="checkbox"/> Time <input checked="" type="checkbox"/> Date <input checked="" type="checkbox"/> Operator <p>*The selectable items may be different depending on the measuring devices model.</p>	<p>Easy pass-fail judgement</p> <p>Shows pass-fail result in different color for quick judgement. Moreover, buzzer sounds when the tested data is [NG] by buzzer setting.</p> <table border="1" style="margin-left: auto; margin-right: auto;"> <tr><td>OK</td></tr> <tr><td>OK</td></tr> <tr><td>OK</td></tr> <tr><td>-NG</td></tr> <tr><td>-NG</td></tr> <tr><td>-NG</td></tr> </table> <p>*The high/low setpoints setting of measuring devices is required for pass-fail judgement.</p>	OK	OK	OK	-NG	-NG	-NG
OK							
OK							
OK							
-NG							
-NG							
-NG							

Easy to manage test conditions and results	
<p>Select/edit/add/save test conditions freely</p> <p>The test conditions such as high/low setpoints for pass-fail judgement are selected, edited, added and saved freely. It is useful for multiple type samples testing.</p>  <p><small>*This function is only for Download Version in Wired Mode. Old model measuring devices are not able to use it.</small></p>	<p>Manage tested data easily</p> <p>The pass-fail percentage as well as the statistics including the Max, Min, and Ave. values are calculated and showed automatically. It helps you get the whole picture of the test results easily.</p>  <p><small>*The statistics is results of force or torque values.</small></p>

Enhance testing efficiency	
<p>Automatic data acquisition (Trigger setup)</p> <p>By trigger setup data acquisition starts automatically. It is useful when you want to start data acquisition at a certain force or displacement value.</p>  <p><small>*This function is only valid in Wired Mode. Old model measuring devices are not able to use it.</small></p>	<p>Change/save device setting (Gauge setup)</p> <p>Set/save the measurement devices' settings via software for easy management.</p>  <p><small>*This function is only valid in Wired Mode. Old model measuring devices are not able to use it.</small></p>

Easy to report test results																																																																																																				
<p>Export to CSV</p> <table border="1" style="width:100%; border-collapse: collapse; font-size: small;"> <tr><td>Maximum</td><td>51.2 @</td><td>No.28</td><td></td><td></td><td></td><td></td></tr> <tr><td>Minimum</td><td>0.1 @</td><td>No.41</td><td></td><td></td><td></td><td></td></tr> <tr><td>Average</td><td>40.35</td><td></td><td></td><td></td><td></td><td></td></tr> <tr><td>Data Quan</td><td>41</td><td></td><td></td><td></td><td></td><td></td></tr> <tr><td>Number of</td><td>16</td><td></td><td></td><td></td><td></td><td></td></tr> <tr><th>No.</th><th>Force</th><th>Unit</th><th>Displaceme</th><th>Unit</th><th>Judge</th><th>Time</th><th>Date</th></tr> <tr><td>1</td><td>43.1</td><td>N</td><td>1.545</td><td>mm</td><td>OK</td><td>11.12.47</td><td>2018/8/1</td></tr> <tr><td>2</td><td>40.6</td><td>N</td><td>1.583</td><td>mm</td><td>OK</td><td>11.12.48</td><td>2018/8/1</td></tr> <tr><td>3</td><td>43.8</td><td>N</td><td>1.614</td><td>mm</td><td>OK</td><td>11.12.49</td><td>2018/8/1</td></tr> <tr><td>4</td><td>49.1</td><td>N</td><td>1.559</td><td>mm</td><td>OK</td><td>11.12.50</td><td>2018/8/1</td></tr> <tr><td>5</td><td>50.8</td><td>N</td><td>1.541</td><td>mm</td><td>~NG</td><td>11.12.51</td><td>2018/8/1</td></tr> <tr><td>6</td><td>42.9</td><td>N</td><td>1.549</td><td>mm</td><td>OK</td><td>11.12.52</td><td>2018/8/1</td></tr> <tr><td>7</td><td>37.3</td><td>N</td><td>1.556</td><td>mm</td><td>~NG</td><td>11.12.53</td><td>2018/8/1</td></tr> </table> <p><small>* This software saves file in a dedicated format “.flps”.</small></p>	Maximum	51.2 @	No.28					Minimum	0.1 @	No.41					Average	40.35						Data Quan	41						Number of	16						No.	Force	Unit	Displaceme	Unit	Judge	Time	Date	1	43.1	N	1.545	mm	OK	11.12.47	2018/8/1	2	40.6	N	1.583	mm	OK	11.12.48	2018/8/1	3	43.8	N	1.614	mm	OK	11.12.49	2018/8/1	4	49.1	N	1.559	mm	OK	11.12.50	2018/8/1	5	50.8	N	1.541	mm	~NG	11.12.51	2018/8/1	6	42.9	N	1.549	mm	OK	11.12.52	2018/8/1	7	37.3	N	1.556	mm	~NG	11.12.53	2018/8/1	<p>Print data</p> 
Maximum	51.2 @	No.28																																																																																																		
Minimum	0.1 @	No.41																																																																																																		
Average	40.35																																																																																																			
Data Quan	41																																																																																																			
Number of	16																																																																																																			
No.	Force	Unit	Displaceme	Unit	Judge	Time	Date																																																																																													
1	43.1	N	1.545	mm	OK	11.12.47	2018/8/1																																																																																													
2	40.6	N	1.583	mm	OK	11.12.48	2018/8/1																																																																																													
3	43.8	N	1.614	mm	OK	11.12.49	2018/8/1																																																																																													
4	49.1	N	1.559	mm	OK	11.12.50	2018/8/1																																																																																													
5	50.8	N	1.541	mm	~NG	11.12.51	2018/8/1																																																																																													
6	42.9	N	1.549	mm	OK	11.12.52	2018/8/1																																																																																													
7	37.3	N	1.556	mm	~NG	11.12.53	2018/8/1																																																																																													

[Main display]

-Menus
Menus to set up and use the various functions of the software.

-Data table
Shows single or continuous data of selected items such as force, displacement, OK/NG judgement.

The screenshot shows the 'Force Logger Next Ver. 1.00' interface. At the top is a menu bar with options: File, Data, Display / Sound, CSV, Print, Gauge, Wireless, Setting, Information. Below the menu bar, the main window is divided into several sections:

- Left Panel:** Contains 'PEAK' (11.9 N), '13.478 mm', 'Real-T / PEAK', 'Both ZERO', 'Acquire Data', 'START', and 'STOP' buttons.
- Test Condition/Operator:** Shows 'sample1', 'High 20.0 Low 10.0', and 'Operator mike'.
- Statistics/Result/Comment:** Displays 'Maximum 31.9 No.22', 'Minimum 0.0 No.14', 'Average 12.51', 'Data Qty. 29', and 'Number of NG 11'.
- Data Table:** A table with columns: No., Force, Unit, Displacement, Unit, Judge, Position, Time, Date, Department, Operator. It lists 29 data points.
- Bottom Right:** A 'Copy to Clipboard' button.

-Statistics/Result/Comment display
Shows statistics, results and comments of the measured data.

-Test condition/operator display
Display/edit the test condition and operator. (*1)

-Copy to clipboard function
Copy the data in Data Table to Clipboard.

*This main display is for wired mode which is different from wireless mode.







*1 It is only for download version.

Operating Environment		
Model	Force Logger Next (Download Version)	Force Logger (CD Version)
Operating environment	OS: Windows 8.1/10	OS: Windows 7/8/8.1/10
Hardware	CPU: 1GHz or higher Memory: 2GB or more Hard disk: 10GB (data storage) or larger	
Platform	.NET Framework4.8 or later	.NET Framework4.6 or later
Image size	Resolution 1024x768 pixel or more	

Main Functions	
Acquire/Open/Save data	Single and continuous data (real time testing data, internal memory data of devices, data files) can be acquired/opened/saved.
Device setting	The setting of device can be changed/saved via software.
Trigger function	Data can be recorded automatically by setting up the START/STOP value.
Test condition	The test conditions such as high/low setpoints can be selected, edited, added and saved.
Operator management	The operator can be selected, edited, added and saved.
Statistical calculation	Max/min/average values are automatically calculated.
Pass-fail judgement	Shows the pass-fail result of each recorded data clearly.
Comment	Comments can be inserted to the recorded data.
Print	Graph and statistics value can be printed out as report format.
CSV file converting	Recorded data can be converted into CSV format.
Operation history tracking	Operation history can be recorded by log settings.
Password function	To avoid unnecessary login, user ID and password is required when login.

Applicable functions comparison chart		
Version/mode	Download version	CD version
Acquire single data	√	√
Acquire continuous data (Data transfer speed)	√ (Max. 10 data/sec for wired mode, fixed 4 data/sec for wireless mode)	√ (Max. 10 data/sec for wired mode, fixed 4 data/sec for wireless mode)
Import / Delete internal memory data	√ (wireless mode N/A)	√ (wireless mode N/A)
Device setting	√ (wireless mode N/A)	√ (wireless mode N/A)
Trigger function	√ (wireless mode N/A)	√ (wireless mode N/A)
Manage test condition	√ (wireless mode N/A)	N/A
Manage Operator	√	N/A
Statistical calculation	√	√
Pass-fail judgement	√	√
Comment	√	√
Print	√	√
CSV file converting	√	√
Operation history tracking	√	N/A
Password function	√	N/A

*Some functions are not applicable for wireless mode. Please refer to the chart for details.

Compatible Measuring Devices		
Digital Force Gauge ZTS/ZTA series	Digital Force Gauge DST/DSV series	Desk Type Load Cell Amplifier FA Plus2/eFA Plus2
		
Handheld Type Torque Gauge HTGS/HTGA series	Screw Cap Torque Tester DTXS/DTXA series	Sensor Interchangeable Amplifier eZT
		

*Old models DS2/ZP/Z2/HTG2/DTX2 series are also compatible by using RS-232C communication. Some functions such as force gauge settings and memory data export are not able to use. Moreover, sold separately RS-232C cable is required (DS2 : CB-203、ZP/Z2/HTG2/DTX2 : CB-204).

*Force Logger Download version is only applicable with firmware older than Ver.5 ZTS/ZTA, HTGS/HTGA, eZT.

[Cautions]

- Information in this document is subject to change without prior notice.
- This document is product descriptions and handling precautions, and do not guarantee various characteristics or safety.
- This product is designed for force measurement purpose only.
- Do not copy and use this content without authorization.
- A force gauge (sold separately) is required to use this product.
- This product is protected by Universal Copyright Convention and Japanese Copyright Act.
- Returns are not acceptable. Check the specification, working conditions and operating environment before purchase.
- The image is for reference only. It may be different depending on version and settings.

SHRADDHA IMPEX
Authorized Distributor

Email: shraddhaimpex@gmail.com / sales@shraddhaimpex.net
Web: www.shraddhaimpex.net
Contact: +91 9819530352 / +91 8591279918